







North Sea Cup 2013

Herne Bay - UK

Techno 293 Class

Sailed: 5, Discards: 1, To count: 4, Entries: 38, Scoring system: Appendix A

Rank	division	Nat	sail no	Name	R1	R2	R3	R4	R5	Total	Nett
1st	T7.8		800	Lars Van-Someren	(1.0)	1.0	1.0	1.0	1.0	5.0	4.0
2nd	T7.8		460	Sil Hoekstna	2.0	4.0	3.0	(6.0)	4.0	19.0	13.0
3rd	T7.8		383	Matt Carey	6.0	3.0	4.0	(8.0)	3.0	24.0	16.0
4th	T7.8		674	Martin Bia	10.0	2.0	(13.0)	7.0	2.0	34.0	21.0
5th	T7.8		11	Isis Hoekstna	7.0	5.0	2.0	(10.0)	7.0	31.0	21.0
6th	Open		98	Romane Chavatte	3.0	6.0	15.0	(21.0)	6.0	51.0	30.0
7th	T7.8		9	Louis Rigaut	(39.0 OCS)	13.0	7.0	4.0	11.0	74.0	35.0
8th	T7.8		814	Sarah Labourne	11.0	7.0	6.0	11.0	(18.0)	53.0	35.0
9th	T7.8		841	Jolyn Ten Bos	5.0	22.0	(39.0 DNC)	3.0	9.0	78.0	39.0
10th	T7.8		248	Alice Read	4.0	10.0	16.0	9.0	(20.0)	59.0	39.0
11th	T7.8		218	Aimee Van Hoff	15.0	14.0	5.0	(17.0)	8.0	59.0	42.0
12th	T7.8		934	Rachel Horton	13.0	16.0	14.0	2.0	(24.0)	69.0	45.0
13th	T7.8		299	David Lett	8.0	11.0	18.0	(24.0)	10.0	71.0	47.0
14th	T7.8		632	Marine Herkt	16.0	12.0	9.0	(22.0)	12.0	71.0	49.0
15th	T6.8		393	Joshua Carey	9.0	18.0	10.0	(27.0)	13.0	77.0	50.0
16th	T7.8		223	Sebastian Round	14.0	17.0	(28.0)	5.0	15.0	79.0	51.0
17th	T6.8		600	Jim Van-Someren	19.0	(20.0)	12.0	12.0	14.0	77.0	57.0
18th	T6.8		402	Ian Verspuis	20.0	15.0	11.0	19.0	(21.0)	86.0	65.0

19th	T7.8		852	Henry Bloodworth	25.0	9.0	(39.0 OCS)	18.0	16.0	107.0	68.0
20th	T7.8		678	Ella Milne	18.0	(27.0)	17.0	15.0	19.0	96.0	69.0
21st	T7.8		9688	Alice Butts	12.0	(28.0)	8.0	23.0	28.0	99.0	71.0
22nd	T7.8		466	Cameron Coghill	(39.0 OCS)	39.0 OCS	20.0	13.0	5.0	116.0	77.0
23rd	T7.8		102	James Hatcher	(39.0 OCS)	21.0	19.0	14.0	23.0	116.0	77.0
24th	T7.8		945	Pierre Macquaert	17.0	19.0	(34.0)	16.0	25.0	111.0	77.0
25th	T7.8		91	Boussir Florian	33.0	8.0	(39.0 RET)	20.0	17.0	117.0	78.0
26th	T7.8		289	Thomas Cave	24.0	26.0	22.0	(29.0)	29.0	130.0	101.0
27th	T7.8		994	Alexei Murphy	21.0	30.0	21.0	(32.0)	30.0	134.0	102.0
28th	T7.8		201	Joseph Thompson	28.0	23.0	(30.0)	26.0	27.0	134.0	104.0
29th	T7.8		81	Jack Bassett	31.0	24.0	25.0	25.0	(33.0)	138.0	105.0
30th	T7.8		9630	Zara Petts	23.0	25.0	23.0	(39.0 DNC)	39.0 DNC	149.0	110.0
31st	T7.8		857	Sarah Jackson	30.0	29.0	24.0	28.0	(32.0)	143.0	111.0
32nd	T7.8		464	Jasper Geddes	26.0	31.0	26.0	33.0	(34.0)	150.0	116.0
33rd	T7.8		920	Mouret Neheyn	27.0	(39.0 DNF)	33.0	31.0	26.0	156.0	117.0
34th	T6.8		301	Isaac Lines	22.0	36.0	29.0	(39.0 BFD)	31.0	157.0	118.0
35th	T7.8		590	Francois Baranowski	(34.0)	34.0	32.0	30.0	22.0	152.0	118.0
36th	T6.8		974	Galahad Wisbey	29.0	32.0	27.0	(39.0 DNC)	39.0 DNC	166.0	127.0
37th	T6.8		9906	Marina Round	(39.0 RET)	35.0	31.0	34.0	35.0	174.0	135.0
38th	T7.8		597	Eilidh Hards	32.0	33.0	(39.0 RET)	39.0 DNC	39.0 DNC	182.0	143.0

www.ukwindsurfing.com

www.windsurfingresults.co.uk

Sailwave Scoring Software 2.02 build 4

www.sailwave.com